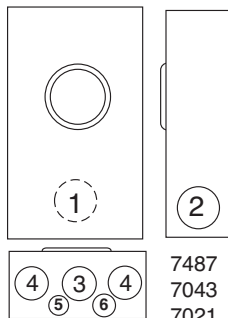



METER MOUNTING EQUIPMENT – SAN ANTONIO AREA




U7487-YL-KK-CPSB



7487
7043
7021



U5268-XTL-200-KK



5268



U7021-DL-KK-CPSB



U7043-XL-KK-CPSB

125 & 200 Amp Std. – 4 Terminal – Ringless

AMPS	SERVICE	NO. OF TERMS	HUB	CATALOG NUMBER	CONNECTORS CU/AL		BY-PASS	DIMENSIONS			CONCENTRIC K.O.'S					
					LINE	LOAD		D"	W"	H"	1	2	3	4	5	6
125	OH	4	1 1/4"	U7487-YL-KK-CPSB	#6 2/0	#6 2/0	HORN	3 5/16	8	11 1/2	1 1/2	1 1/2	2	1 1/4	—	1/4
125	UG	4	BLANK	U7487-O-KK-CPSB	#6 2/0	#6 2/0	HORN	3 5/16	8	11 1/2	1 1/2	1 1/2	2	1 1/4	—	1/4
200	UG	4	C.P.	U7043-XL-KK-CPSB	#6-350 kcmil	#6-350 kcmil	HORN	4 7/8	13	15 1/2	3	2 1/2	3	3	1/4	1/4, 1/2
200	OH	4	2"	U7021-DL-KK-CPSB	#6-350 kcmil	#6-350 kcmil	HORN	4 1/8	8	15 1/2	2 1/2	2 1/2	2 1/2	—	1/4	1/4, 1/2

HUBS: For proper hub selection, see chart on back of this flyer.

5TH TERMINAL: For field installed 5th terminal for the **U7487**, order catalog no. **5T8K2**; for the **U7043 & U7021**, order catalog no **K5T**.

200 Amp Meter Main – 4 Terminal – Ringless – 22K AIC – Side Wireway

AMPS	SERVICE	NO. OF TERMS	HUB	CATALOG NUMBER	CONNECTORS CU/AL		BY-PASS	DIMENSIONS			CONCENTRIC K.O.'S					
					LINE	LOAD		D"	W"	H"	1	2	3	4	5	6
200	OH/UG	4	C.P.	U5268-XTL-200-KK	#6-350 kcmil	Breaker	HORN	4 1/2	14 1/8	30	2	2	3	2 1/2	1/2, 3/4, 1	1/2, 3/4

HUBS: Supplied with (2) closing plates packed inside. Order hubs as a separate item, see chart on back of this flyer.

INTERIOR: The **U5268** has a 20-circuit interior.

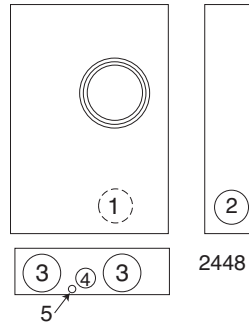
5TH TERMINAL: For field installed 5th terminal for the **U5268**, order catalog no **K5T**. Installs in 9 o'clock position only.

BREAKERS: Rated 22K AIC with Milbank QNR2200H main installed.

INTERLOCK KIT: For generator auxiliary circuit breaker interlock, order **K5815** for large **QN** with small frame **Q**; order **K5820** for large frame **QN** with large frame **QN**.

BYPASS: Units on this page are supplied with horn type bypass (-KK).

U2448-X-CPSB



320 Amp Std.- 4 Terminal – Ringless – Heavy Duty Lever Bypass

SERVICE	NO. OF TERMS	HUB	CATALOG NUMBER	CONNECTORS CU/AL		BY-PASS	DIMENSIONS			CONCENTRIC K.O.'S					
				LINE	LOAD		D"	W"	H"	1	2	3	4	5	6
OH/UG	4	C.P.	U2448-X-CPSB	3/8" - 16 stud	3/8" - 16 stud	LEVER	6 1/2	17 3/4	34 1/8	3	3	4	4	1/4	1/2 3/4 1

BYPASS: Lever supplies clamping action and operates bypass device.

CONNECTORS: Stud type units are supplied with 3/8"-16 hex head nuts with Belleville washers. For single lug connector kits, order as extra **K1539** (350 kcmil) or **K1540** (600 kcmil). For twin lug connectors order as extra **K1350** (350 kcmil). Separate lug kits are required for line and loads.

FIFTH TERMINAL: For field installed fifth terminal for the **U2448**, order catalog number **K3865**.

MILBANK® METER SOCKET ACCESSORIES



HUB ADAPTER PLATE

DESCRIPTION	SUFFIX	CAT. #
HUB ADAPTER	-RRL	S8324

(Converts 4" opening to 2 1/2" opening.)



REMOVABLE HUB CLOSING PLATE

DESCRIPTION	SUFFIX	CAT. #
SMALL (for -RL opening)	-XL	A7551
TWIN- SML (for -RL opening)	-XTL	(2) A7551
LARGE (for -R opening)	-X	A9064

INTERCHANGEABLE UNIT HUBS



SMALL "RL" OPENING

SUFFIX	SIZE	MILBANK NO.
WL	1"	A7514
YL	1 1/4"	A7515
ZL	1 1/2"	A7516
DL	2"	A7517
EL	2 1/2"	A7518

LARGE "R" OPENING

SUFFIX	SIZE	MILBANK NO.
F	3"	A8110
G	3 1/2"	A8111
H	4"	A8112

CONNECTOR KITS

For use with 3/8"-16 stud type units only



SINGLE

SUFFIX	CATALOG #	(3 per set) – 1 Ø
K1	K1539	6-350 kcmil
K3	K1540	4-600 kcmil or (2) 1/0-250 kcmil

TWIN

SUFFIX	CATALOG #	(3 per set) – 1 Ø
K2	K1350	6-350 kcmil twin
K4	K1541	4-600 kcmil twin

Utility requirements for this equipment may vary. Always consult the serving utility for their requirements before ordering or installing meter mounting equipment.